

Aerosol separator device ASL 1 - 4

Nominal volume flow up to 3600 m³/h

1. Features

High-performance device for separating cooling lubricants from machine tool exhaust air

In industrial machining and shaping processes – such as in modern machine tools – cooling lubricants are used under high pressure. This sends more aerosols into the ambient air. To prevent the aerosol concentrations from exceeding the permitted limits, the cooling lubricant mist must be continuously extracted from the machine's work area and cleaned. Filtration Group aerosol separator devices efficiently protect workers, equipment and production facilities from cooling lubricant aerosols and improve their productivity.

Characteristics

- Extraction of damaging aerosols right at the processing machine
- Can be used for aqueous cooling lubricant applications or applications with oil aerosols less than 20 mg/m³
- High energy efficiency
- Modular structure of the individual filter stages
- Optional H13 filter stage
- Modular design for direct installation of main components into the processing machine
- Small space requirements
- Long maintenance interval and service-friendly operation
- Cleanable and reuseable individual filter stages
- Extensive accessories
- Optimal price-performance ratio
- Worldwide distribution and service



2. Functional principle

The raw air from the area of the machine tools is extracted with a powerful fan (5). The raw air flows through each filter stage. The wire mesh pre-filter stage (1) removes the large dirt particles (chips, coarse dirt) and protects the downstream separation stages from contamination. Additionally, at this stage the large aerosols are separated through turbulence and gravity. The primary separation stage (2) removes the coarse to fine aerosols. The secondary separation stage (3) removes the very fine aerosols. The largest share of fine aerosols can be separated thanks to a local acceleration of the stream via perforated baffle

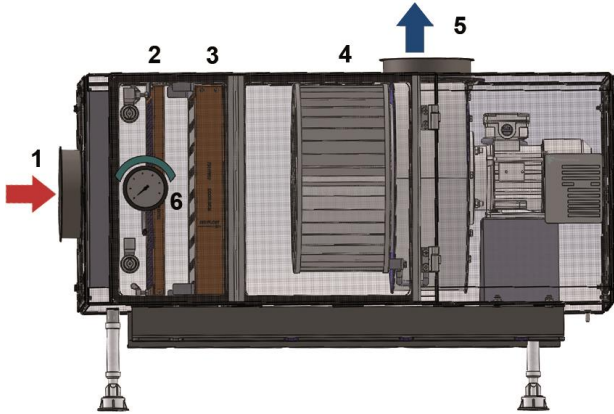


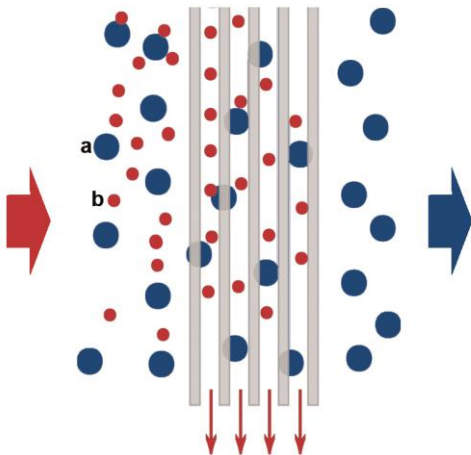
plate and a subsequent slowdown in a multi-layered Miofilter panel. A star pleated fine filter element (4) can be used additionally to remove the remaining very fine aerosols from airstream.

The bottom of the housing collects the separated aerosol, which is sent through a drain hose into the storage tank for cooling lubricant. The transported air quantity depends strongly on the stage of expansion of the ASL and can vary during operation in dependency of each filter stage's contamination.

The gauge (6) measures the adjacent vacuum before the first filter stage and is an indicator for the actually funded volume flow.

- 1 Wire mesh pre-separator
- 2 Primary separation stage
- 3 Secondary separation stage
- 4 Fine filter
- 5 Fan
- 6 Maintenance indicator (analog gauge)

3. Procedural principle



Aerosols going through the separation plates

4. Application area

Suitable for:

- water-mixable cooling lubricants for machine tools
- non-water-mixable cooling lubricants (cutting, grinding and drilling oil) at raw gas load less than 20mg/m³

Other special applications on request.

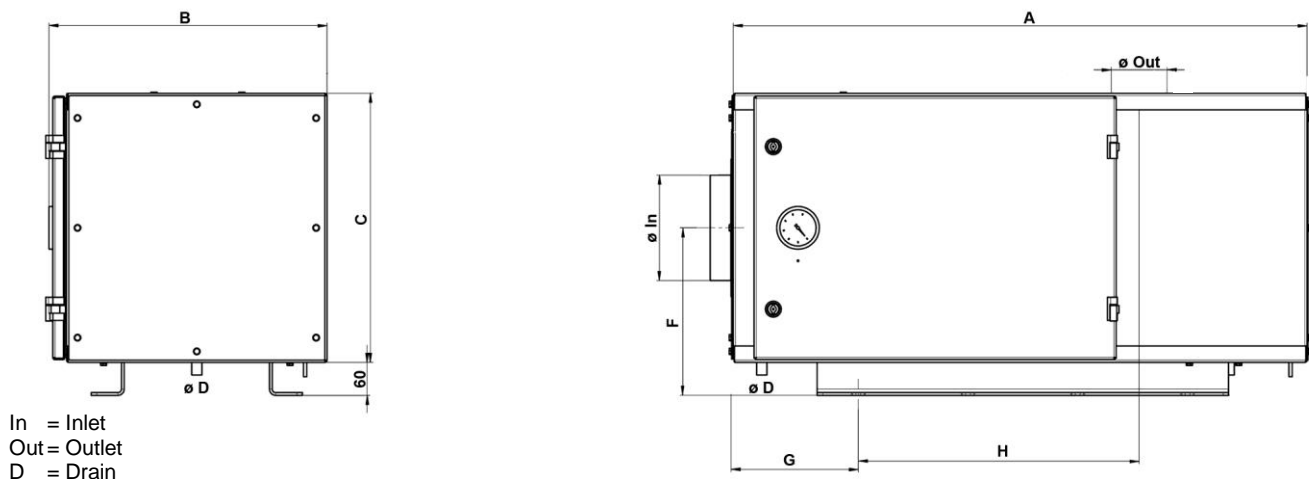
Limits of use:

Set-up in potentially explosive atmospheres (zones 0, 1 and 2) is not permitted!

Extraction of toxic or hazardous substances is not permitted!

- a Air
- b Aerosoles

5. Dimensions



All Dimension except "D" in mm

Type	A ±3	B ±3	C ±3	D	F	G	H	In	Out
ASL 1	860	475	400	G ^{3/8}	260	160	445	DN 150	DN 150
ASL 2	1056	512	490	G ^{3/8}	305	235	512	DN 200	DN 150
ASL 3	1310	625	900	G ^{3/8}	510	355	541	DN 300	DN 300
ASL 4	1510	805	1100	G ^{3/8}	610	455	502	DN 300	DN 300

6. Technical specification

	ASL 1	ASL 2	ASL 3	ASL 4
Operating volumetric flow m ³ /h:	500	1000	2000	3600
Operating temperature range °C:	+10 bis +50	+10 bis +50	+10 bis +50	+10 bis +50
Motor voltage VAC/50 Hz:	400	400	400	400
Power consumption A:	1	1.35	2.7	6.5
Motor power kW:	0.37	0.55	1.1	3
Protection class:	IP 54	IP 54	IP 54	IP 54
Motor speed U/min:	2800	2800	2840	2880
Sound level dB (A):	74	74	73	72
Raw gas connection mm:	DN 150	DN 200	DN 300	DN 300
Clean gas connection mm:	DN 150	DN 150	DN 300	DN 300
Drain hose:	15x2 mm PVC transparent (5.5 m)			
Dimensions LxBxH mm:	860x475x400	1056x512x550	1310x625x960	1510x805x1160
Weight kg:	70	85	150	190

7. Type number key

Type number key with order example ASL 2.2

Type		
ASL	Aerosol Separator Light	
	Series	
	1	up to 500 m ³ /h, recommended extraction area up to 2 m ³
	2	up to 1000 m ³ /h, recommended extraction area up to 4 m ³
	3	up to 2000 m ³ /h, recommended extraction area up to 8 m ³
	4	up to 3600 m ³ /h, recommended extraction area up to 16 m ³
	Filterstufen	
	1	Pre-separator incl. Mio-filter
	2	Pre-separator incl. Mio-filter and fine filter
ASL	2	2 ASL bis 900 m ³ /h mit Vorabscheider, Miofilter und Feinfilter (Auswahlbeispiel)

8. Order numbers

Part designation	Order number
ASL 11 RAL 7035	72429284
ASL 12 RAL 7035	72416648
ASL 21 RAL 7035	72373051
ASL 22 RAL 7035	72383123
ASL 31 RAL 7035	72406570
ASL 32 RAL 7035	72395791
ASL 41 RAL 7035	72439127
ASL 42 RAL 7035	72437692

9. Spare parts

Part designation	Fig. position in functional principle	Order number			
		ASL 1	ASL 2	ASL 3	ASL 4
Pre-separator	1	72366908	72373140	72392822	72392822
Primary separation stage element	2	72417927	72374686	72388445	72438238
Secondary separation stage element	3	72417939	72374780	72388983	72438243
Fine filter	4	72418905	72382322	2x 72382322	3x 72382322
HEPA filter	not shown	-			
Fan	5	72454474	72420067	72459040	72458466
Maintenance indicator (analog gauge)	6	72388574			
Service kits	not shown	see 10.1 Service kits			

10. Accessories and options

10.1 Service kits

The filter stages in the ASL unit are clean- and reusable. It is useful to order a service kit with the new device to avoid a standstill of machines during the cleaning and drying of elements.

Service kits

ASL 11 Order-no. 72425205
 ASL 12 Order-no. 72425206
 ASL 21 Order-no. 72422335
 ASL 22 Order-no. 72425124
 ASL 31 Order-no. 72422380
 ASL 32 Order-no. 72425204
 ASL 41 Order-no. 72439391
 ASL 42 Order-no. 72439389

☛ Please also read our cleaning recommendation for fine and Mio-filter.

10.2 Suspended solids filter (HEPA downstream filter stage)

For very high requested quality of cleaned air in recirculation mode, there is an option to add a Filtration Group filter (HEPA) downstream. HEPA downstream filters (class H13) are standardly available with filter surfaces about 3.5 m², 7 m², 12 m² or 16 m². Preparing of a HEPA downstream filter stage depends strongly on the application and that's why they are only available on request.

10.3 Silencer

Suitable silencer including mounting material can be prepared and offered if necessary.

10.4 Height adjustable racks

for installing/mounting the unit besides a tooling machine (on request).

10.5 Piping kits

Optimal piping concepts and kits can be prepared and offered on request.

10.6 Desired finishes

The units are standardly powder coated with RAL7035. Other RAL colours are available on request.

11. Questionnaire for requests

Checklist for ASL/LGA series Aerosol separation

1. Customer data

Company: _____
Post code: _____
Town: _____
Phone number: _____
Project-no.: _____

Contact person: _____
Customer-no.: _____
Street: _____
E-Mail: _____

2. Information on the tooling machine

General Information: Manufact.: _____ Model: _____ Year: _____
Type of processing: Turning Milling Grinding Others: _____
Machine housing: Complete housing Partial housing
Workspace (room to be collected): width x height x depth _____ m
Machine utilization: Single-shift Double-shift Three-shift
Material of the workpiece: _____
Machine setting: Cutting speed: _____ m/min Feed speed: _____ mm/min
 fully automatic workpiece loading manual workpiece loading
Dwell time before manual workpiece loading _____ s

3. Information on the cooling lubricant

Type: water-miscible non water-miscible
Name according to safety data sheet: _____
Minimal quantity lubrication: yes no
pressure: _____ bar volume flow _____ l/min
Nebulization: strong medium weak
(Workpiece not visible) (Workpiece still visible) (Workpiece clearly visible)

4. Evacuation system and aerosol separation

Aerosol separator is already in use? yes no
If yes: Manufact.: _____ Model: _____
Number of the evacuation points: _____
Position of the evacuation points: _____
Size of the evacuation ports: DN100 DN150 DN200 Others: _____
Position of the separator: on top of the machine next to the machine
Max. Distance from the suction point: _____ m
Exhaust air: recirculation in the hall extraction to the outside
Limit value for oil mist concentration: _____ mg/m³
Piping planning and assembly desired? yes no

Required fields!

4. Additions/Miscellaneous

Place/Date: _____ Signature: _____

Filtration Group GmbH
Schleifbachweg 45
D-74613 Öhringen
Phone +49 7941 6466-0
Fax +49 7941 6466-429
Industrial.sales@filtrationgroup.com
industrial.filtrationgroup.com
72397644.03/2020
[Aerosol separator device ASL 1 - 4](#)